

TL60 COMPACT WHEEL LOADER**Brief Specifications***

Operating Weight	8,598 lbs (3,900 kg)
Net Engine Power	50 hp (37 kW)
Tipping Load, straight	6,063 lbs (2,750 kg)
Tipping Load, articulated	5,456 lbs (2,475 kg)
Operating Load, articulated	2,727 lbs (1,237 kg)
Bucket Capacities	0.47–1.53 yd ³ (0.6–1.0 m ³)

* With rear axle weights 375 lbs (170 kg).

- Hydrostatic drive provides the high speed, low torque effort when you are traveling across a jobsite, then changes to high torque, low speed when you demand greater traction and more power.
- Transverse-mounted diesel engine provides additional counterweight to the rear of the machine for greater stability and improved loader performance. Transverse mounting also provides ample access for easier engine service.
- Oscillating rear axle provides stable operation on uneven ground while maintaining 4-wheel traction for greater operator comfort and control.
- Single pin articulated joint provides a more stable platform and less need for adjustments and maintenance.
- Hydrostatic drive provides dynamic braking and helps increase service brake life.



Specifications

Operating Specifications (standard equipment)

Operating weight (SAE J 1197)	8,598 lbs (3,900 kg)
Tipping load, straight at full reach	6,063 lbs (2,750 kg)
Tipping load, articulated at full reach	5,456 lbs (2,475 kg)
Operating load, fully articulated	2,727 lbs (1,237 kg)
Total length, bucket on ground	15' 8" (4.78 m)
Total width	5' 7" (1.70 m)
Turning radius at outside bucket edge	12' 8.4" (3.87 m)
Wheelbase	77" (1.95 m)
Height (top of cab)	8' 0" (2.44 m)

Engine

Manufacturer, model	Deutz, D2011 L04
Type	4-cylinder diesel engine
Combustion	4-stroke cycle, direct fuel injection
Displacement	189 in ³ (3.1 L)
Net power rating at 2,300 rpm (SAE J 1349)	50 hp (37 kW)
Cooling system	Oil

Electrical System

Nominal voltage	12 V
Battery	12 V / 74 A / 680 CCA

Power Transmission

Hydrostatic drive is closed circuit and independent from loader hydraulics. Automatic adjustment of drawbar pull and speed. Forward and reverse selected from joystick. Infinitely variable speed control in forward and reverse. 4-wheel drive from reduction gear on rear axle via drive shaft to front axle.

2 speed ranges:	
Low	0-4 mph (0-7 km/h)
High	0-13 mph (0-20 km/h)
Drawbar pull	6,800 lbs (3,002 daN)

Axles

Front: Rigid planetary final drive axle, limited slip-type differential.	
Rear: Oscillating (with cushioning) planetary final drive axle with integrated reduction gear. Limited slip-type differential. Axle weights, 375 lbs (170 kg), standard.	
Rear axle oscillation	± 12°

Brakes

Service brake: Hydraulically actuated center-mounted drum brake acting on all 4 wheels via 4-wheel-drive.

Auxiliary brake: Hydrostatic drive provides dynamic braking.

Parking brake: Mechanically operated drum brake at front axle.

Tires

Standard	12.5 x 16.5 EM 14
Optional tires available, see options section.	

Steering

Articulated with final position damping on both sides, fully hydraulic through load-sensing priority valve. Quick and easy steering even at engine idle-running speed.

Total steering angle	80°
----------------------	-----

Service Refill Capacities

Fuel tank	20 gal (75 L)
Hydraulic system (including tank)	13 gal (49 L)

Hydraulic System

Pump capacity	11 gpm (41 Lpm)
Maximum working pressure	3,625 psi (250 bar)

Control unit: Proportional hydraulic valve with 3 control circuits and high-speed valve for tilting; single, four-way lever (multi-function lever) for lift and dump cylinders with integrated travel direction selector switch. Float position in control circuit "lowering" and electro-hydraulically operated. Additional control circuit including quick couplers and continuous operation function provided as standard.

Loader Frame

Loader frame with true parallel linkage and a manual SSL quick coupler. Z-bar loader linkage available as an option.

General purpose bucket (SAE J 742)	.65 yd ³ (0.50 m ³)
------------------------------------	--

Lift capacity at ground level (SAE J 732)	7,425 lbs (33,028 N)
---	----------------------

Breakout force at bucket edge (SAE J 732)	8,325 lbs (37,031 N)
---	----------------------

Operator Station

Low profile rubber-mounted full-vision, open ROPS canopy, ROPS (SAE J 1040) and FOPS (SAE J 231) certified.

Entry from either side and easily cleaned floor.

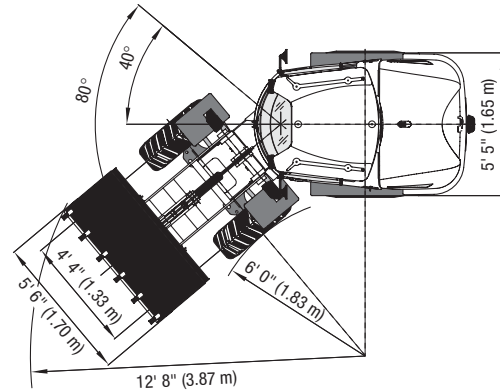
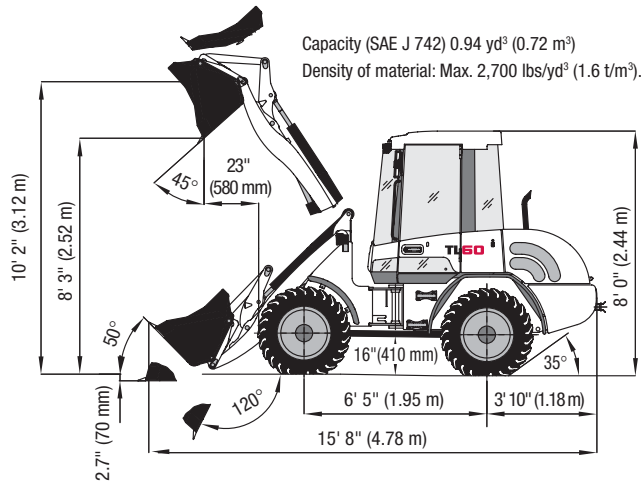
Operator's seat is weight-adjustable and includes hydraulic cushioning and lap belt

Back-up alarm

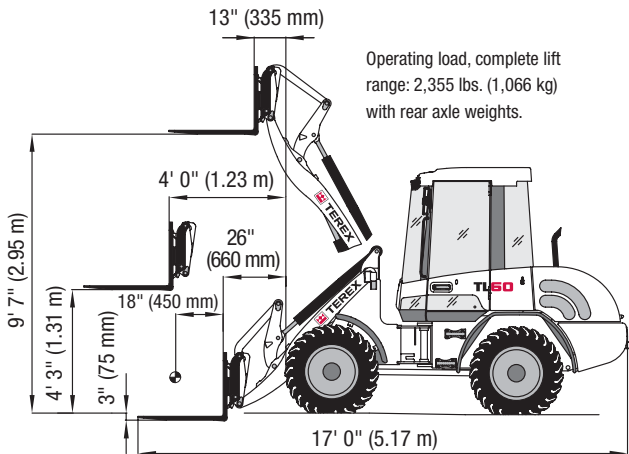
Two front working floodlights.

* With rear axle weights 375 lbs (170 kg).

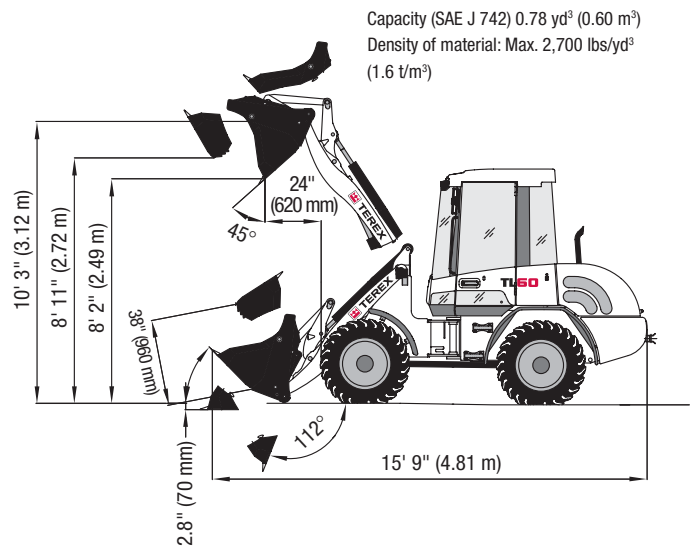
Dimensions: General Purpose Bucket



Dimensions: Fork Lift Attachment



Dimensions: Multi-Purpose Bucket



Fork Lift Attachment (optional)

Operating load (SAE J 1197)*	2,253 lbs (1,022 kg)
Width of fork carrier	49" (1,240 mm)
Fork tines:	35" (900 mm) long 4" (100 mm) wide, 1.5" (40 mm) tall
Stability factor on level and solid ground	2
Load center from fork attachment point	18" (450 mm)

* With rear axle weights 375 lbs (170 kg).

Examples of Material Densities

Earth (top soil)	2,550 lbs/yd ³ (1,512 kg/m ³)
Clay (dry), clay & gravel (wet), earth with sand & gravel	3,100 lbs/yd ³ (1,839 kg/m ³)
Earth (dry)	2,650 lbs/yd ³ (1,572 kg/m ³)
Gravel (sandy), gravel (wet)	3,700 lbs/yd ³ (2,195 kg/m ³)
Earth (moist), clay with gravel (dry)	3,000 lbs/yd ³ (1,780 kg/m ³)
Clay (natural bed), clay (wet)	3,500 lbs/yd ³ (2,077 kg/m ³)
Earth (compacted), gravel (dry)	3,000 lbs/yd ³ (1,780 kg/m ³)

Dimensions: Buckets

	Capacity	Width
General purpose bucket with bolt-on cutting edge	.75 yd ³ (0.57 m ³)	66" (1675 mm)
General purpose bucket with bolt-on cutting edge	.83 yd ³ (0.65 m ³)	73" (1855 mm)
General purpose bucket with bolt-on cutting edge	.89 yd ³ (0.68 m ³)	78" (1980 mm)
General purpose bucket with bolt-on cutting edge	.95 yd ³ (0.72 m ³)	84" (2135 mm)
Light material bucket with bolt-on cutting edge	1.41 yd ³ (0.80 m ³)	78" (1980 mm)
Light material bucket with bolt-on cutting edge	1.53 yd ³ (1.00 m ³)	84" (2135 mm)
Multi-purpose bucket with bolt-on cutting edge	.47 yd ³ (0.60 m ³)	66" (1675 mm)
Multi-purpose bucket with bolt-on cutting edge	.53 yd ³ (0.50 m ³)	73" (1855 mm)
Multi-purpose bucket with bolt-on cutting edge	.57 yd ³ (0.65 m ³)	78" (1980 mm)
Scrap grapple bucket, bolt-on cutting edge	.45 yd ³ (0.34 m ³)	66" (1675 mm)
Scrap grapple bucket, bolt-on cutting edge	.49 yd ³ (0.37 m ³)	72" (1675 mm)
Scrap grapple bucket, bolt-on cutting edge	.53 yd ³ (0.41 m ³)	78" (1980 mm)
Scrap grapple bucket, bolt-on cutting edge	.58 yd ³ (0.70 m ³)	84" (1980 mm)
Utility bucket, bolt-on cutting edge	.77 yd ³ (0.59 m ³)	66" (1675 mm)
Utility bucket, bolt-on cutting edge	.86 yd ³ (0.66 m ³)	73" (1855 mm)
Utility bucket, bolt-on cutting edge	.92 yd ³ (0.70 m ³)	78" (1980 mm)

Optional Equipment / Accessories

Operator Station / Canopy

Air-cushioned operator's seat with orthopedic lumbar support, adjustable armrests and headrest.
Rotating beacon, yellow
Tilt and height adjustable steering wheel
Working floodlight (rear)

Loader Attachments

Bale spear	2,000 lbs. (907 kg) capacity
Bucket teeth	
Crane jib with rigid arm	
Cutting edges for buckets	
Fork lift attachment with forks:	Carrier: 49" (1,240 mm) wide Tines: 35" (900 mm) long, 4" (100 mm) wide, 1.5" (40 mm) tall
Load hook attachable on pallet forks	
Scarifier, 40" (1.01 m) with five shanks	

Tires

365/70 R 18 SPT 9 Dunlop

Other Options

Backup alarm, activated on demand
Belly guard, heavy duty
Biodegradable hydraulic oil / Ester Base VI 68
Creeper drive
Electric refueling pump
Immobilizer (anti-theft device)
Loader lock-out bar
Manual throttle with transmission deactivated
Pilot-controlled hose rupture protection valves for lift and tilt cylinders
Pressureless open return line
Ride control system
Spare wheel with tire
Special paint color
Terex Track (gps locator)
Z-Bar loader linkage (less parallel lift linkage)

Other attachments and tire options available on request.

Effective date: May, 2009. Product specifications and prices are subject to change without notice or obligation. The photographs and/or drawings in this document are for illustrative purposes only. Refer to the appropriate Operator's Manual for instructions on the proper use of this equipment. Failure to follow the appropriate Operator's Manual when using our equipment or to otherwise act irresponsibly may result in serious injury or death. The only warranty applicable to our equipment is the standard written warranty applicable to the particular product and sale and Terex makes no other warranty, express or implied. Products and services listed may be trademarks, service marks or trade-names of Terex Corporation and/or its subsidiaries in the USA and other countries. All rights are reserved. Terex is a registered trademark of Terex Corporation in the USA and many other countries. Copyright © 2009 Terex Corporation.

Terex Corporation
840 Lily Lane, Grand Rapids, MN 55744
Tel +1 (800) 346-5954 Fax +1 (218) 327-2376
www.terex.com

